all-time RECORDS

In This Section

Rushing Records 162
Passing Records 166
Total Offense Records 169
Receiving Records 170
Scoring Records 173
Punt Return Records 176
Kickoff Return Records 178
All-Purpose Records 180
Punting Records 181
Defense Records 182
Team Records 185
Attendance Records 186
Year-by-Year Team Statistics 187
The Last Time 189

RUSHING

Rushing Records

Rushing Attempts

Career–807, LaMont Jordan, 1997-2000
Season–334, Charlie Wysocki, 1980
Sr.–283, Steve Atkins, 1978
Jr.–334, Charlie Wysocki, 1980
So.–247, Charlie Wysocki, 1979
Fr.–159, LaMont Jordan, 1997
Game–50, Charlie Wysocki vs. Duke, 1980

Rushing Yards

Career–4,147, LaMont Jordan, 1997-2000
Season–1,632, LaMont Jordan, 1999
Sr.–1,261, Steve Atkins, 1978
Jr.–1,632, LaMont Jordan, 1999
So.–1,140, Charlie Wysocki, 1979
Fr.–689, LaMont Jordan, 1997
Game–306, LaMont Jordan vs. Virginia, 1999
By Quarterback–139, Dennis O'Hara vs. Wake Forest, 1969

Rushing Yards Per Carry

Career (min. 300 att.)–5.57, Ed Modzelewski, 1949-51
Career (min. 175 att.)–8.13, Chet Hanulak, 1951-53
Season (min. 200 att.)–6.14, LaMont Jordan, 1999
Season (min. 100 att.)–7.38, Ed Modzelewski, 1951
Season (min. 75 att.)–9.78, Chet Hanulak, 1953
Sr.–9.78, Chet Hanulak, 1953
Jr.–6.29, Chet Hanulak, 1952
So.–5.93, Alvin Blount, 1984
Fr.–5.64, Steve Atkins, 1975
Game (min. 10 att.)–15.0, Willie Joyner vs. No. Carolina, 1982

Rushing Touchdowns

Career–44, Rick Badanjek, 1982-85
Season–16, LaMont Jordan, 1999
Sr.–14, Ed Vereb, 1955
Jr.–16, LaMont Jordan, 1999
So.–8, Rick Badanjek, 1983; Charlie Wysocki, 1979
Fr.–9, Rick Badanjek, 1982
Game–5, Bob Shemonski vs. Va. Tech, 1950

100-Yard Rushing Games

Career–18, LaMont Jordan, 1997-2000
Season–8, Charlie Wysocki, 1980; Steve Atkins, 1978
Sr.–8, Steve Atkins, 1978
Jr.–8, Charlie Wysocki, 1980
So.–5, LaMont Jordan, 1998; Charlie Wysocki, 1979
Fr.–2, LaMont Jordan, 1997; Wayne Wingfield, 1979
Consecutive–7, Steve Atkins, 1978

200-Yard Rushing Games

Career–3, Charlie Wysocki, 1978-81
Season–2, LaMont Jordan, 1999; Charlie Wysocki, 1979
Consecutive–2, Charlie Wysocki, 1979

Longest TD Run

98, Steve Atkins vs. Clemson, 1978

Longest Non-Scoring Run

76, Harry Bonk vs. No. Carolina, 1948

Rushing Attempts – Career

1.	LaMont Jordan, 1997-2000	807
2.	Charlie Wysocki, 1978-81	769
3.	Steve Atkins, 1975-78	625
4.	Louis Carter, 1972-74	561
5.	Rick Badanjek, 1982-85	521
6.	Billy Lovett, 1966-68	452
7.	Willie Joyner, 1980-83	437
	Art Seymore, 1970-72	437
9.	Alvin Blount, 1983-86	426
10.	Bren Lowery, 1986-89	402
11.	Mark Mason, 1990-93	379
12.	Buddy Rodgers, 1994-97	365
13.	Ed Modzelewski, 1949-51	340
14.	Alvin Maddox, 1975-78	339
15.	Troy Jackson, 1988-91	321
16.	Alvin Thomas, 1968-70	304
17.	Richard Jennings, 1972-75	275
	Jim Joyce, 1957-59	275
19.	Brian Underwood, 1994-97	273
20.	George Scott, 1976-77	270

Rushing Attempts – Season

1.	Charlie Wysocki (Jr.), 1980	334
2.	Steve Atkins (Sr.), 1978	283
3.	LaMont Jordan (Jr.), 1999	266
4.	Charlie Wysocki (So.), 1979	247
5.	Louis Carter (Sr.), 1974	224
6.	Art Seymore (So.), 1970	221
7.	Louis Carter (Jr.), 1973	218
8.	Billy Lovett (Sr.), 1968	217
9.	LaMont Jordan (Sr.), 2000	213
10.	Willie Joyner (Sr.), 1983	198
11.	George Scott (So.), 1977	188
12.	Tom Hickey (So.), 1964	182
13.	Willie Joyner (Jr.), 1982	177
14.	Troy Jackson (Jr.), 1990	176
15.	Rick Badanjek (Jr.), 1984	173
16.	Alvin Blount (Jr.), 1985	171
17.	LaMont Jordan (So.), 1998	169
18.	Bren Lowery (So.), 1987	168
19.	LaMont Jordan (Fr.), 1997	159
	Charlie Wysocki (Sr.), 1981	159



LaMont Jordan finished his career in 2000 as the all-time leading rusher in Terp history and third all-time in the ACC.

Rushing Attempts – Game

1.	Charlie Wysocki vs. Duke, 1980	50
2.	George Scott vs. Villanova, 1977	42
3.	Charlie Wysocki vs. Syracuse, 1981	39
	Billy Lovett vs. So. Carolina, 1968	39
5.	LaMont Jordan vs. Virginia, 1999	37
6.	Charlie Wysocki vs. W. Virginia, 1980	35
	George Scott vs. Richmond, 1977	35
8.	Charlie Wysocki vs. Virginia, 1981	33
	Len Chiaverini vs. So. Carolina, 1962	33
10.	John Nash vs. Wake Forest, 1981	32
	Charlie Wysocki vs. Clemson, 1979	32

Rushing Yards – Career

1.	LaMont Jordan, 1997-2000	4,147
2.	Charlie Wysocki, 1978-81	3,317
3.	Steve Atkins, 1975-78	2,971
4.	Rick Badanjek, 1982-85	2,417
5.	Louis Carter, 1972-74	2,266
6.	Alvin Blount, 1983-86	2,158
7.	Willie Joyner, 1980-83	2,140
8.	Billy Lovett, 1966-68	1,913
9.	Ed Modzelewski, 1949-51	1,893
10.	Mark Mason, 1990-93	1,807
11.	Art Seymore, 1970-72	1,656
12.	Bren Lowery, 1986-89	1,611
13.	Alvin Maddox, 1975-78	1,571
14.	Chet Hanulak, 1951-53	1,544
15.	Buddy Rodgers, 1994-97	1,488
16.	Tommy Neal, 1983-86	1,375
17.	Ralph Felton, 1951-53	1,355
18.	Richard Jennings, 1972-75	1,308
19.	George Scott, 1976-77	1,263
20.	Alvin Thomas, 1968-70	1,203

Rushing Yards – Season

1.	LaMont Jordan (Jr.), 1999	1,632
2.	Charlie Wysocki (Jr.), 1980	1,359
3.	Steve Atkins (Sr.), 1978	1,261
4.	Charlie Wysocki (So.), 1979	1,140
5.	Willie Joyner (Jr.), 1982	1,039
6.	Louis Carter (Sr.), 1974	991
7.	Billy Lovett (Sr.), 1968	963



Charlie Wysocki is Maryland's second all-time leader in rushing attempts and rushing yards.

8.	Art Seymore (So.), 1970	945
9.	LaMont Jordan (Sr.), 2000	920
10.	Willie Joyner (Sr.), 1983	908
11.	LaMont Jordan (So.), 1998	906
12.	Lu Gambino (Sr.), 1947	904
13.	George Scott (So.), 1977	894
	Tom Hickey (So.), 1964	894
15.	Ed Modzelewski (Sr.), 1951	834
16.	Rick Badanjek (Jr.), 1984	832
17.	Alvin Blount (Jr.), 1985	828
18.	Louis Carter (Jr.), 1973	801
19.	Alvin Blount (So.), 1984	759
20.	Chet Hanulak (Sr.), 1953	753

Rushing Yards – Game

1.	LaMont Jordan vs. Virginia, 1999	306
2.	Willie Joyner vs. No. Carolina, 1982	240
3.	George Scott vs. Villanova, 1977	237
4.	LaMont Jordan vs. Duke, 1999	227
5.	Charlie Wysocki vs. Louisville, 1979	222
6.	Rick Badanjek vs. Virginia, 1984	217
7.	Charlie Wysocki vs. Duke, 1980	216
8.	Steve Atkins vs. Syracuse, 1976	215
9.	Alvin Blount vs. Clemson, 1984	214
10.	Louis Carter vs. Virginia, 1974	213
11.	Charlie Wysocki vs. Virginia, 1979	202
12.	Steve Atkins vs. Clemson, 1978	197
13.	Alvin Blount vs. Virginia, 1985	186
	Ralph Felton vs. NC State, 1951	186
15.	Louis Carter vs. NC State, 1974	180
16.	Charlie Wysocki vs. Clemson, 1979	178
17.	LaMont Jordan vs. Clemson, 1999	177
	Charlie Wysocki vs. Villanova, 1980	177
19.	Buddy Rodgers vs. Duke, 1996	176
20.	George Scott vs. Virginia, 1977	173

Rushing Yards Per Carry – Career

Minimum 175 Rushing Attempts

1.	Chet Hanulak, 1951-53	8.13
2.	Ed Modzelewski, 1949-51	5.57
3.	Tommy Neal, 1983-86	5.33
4.	Ralph Felton, 1951-53	5.15
5.	LaMont Jordan, 1997-2000	5.14
6.	Alvin Blount, 1983-86	5.07
7.	Bob Shemonski, 1949-51	5.02
8.	Willie Joyner, 1980-83	4.90
9.	Allen Williams, 1993-94	4.81
10.	Mark Mason, 1990-93	4.77
11.	Richard Jennings, 1972-75	4.76
12.	Steve Atkins, 1975-78	4.75
13.	Tom Miller, 1969-71	4.74
14.	George Scott, 1976-77	4.68
15.	Tim Wilson, 1972-76	4.67
16.	Rick Badanjek, 1982-85	4.64
17.	Alvin Maddox, 1975-78	4.63
	John Nash, 1979-82	4.63
19.	Jamie Franklin, 1972-75	4.47
20.	Ricky Johnson, 1988-89	4.45

Chet "The Jet" Hanulak holds the Maryland career and season marks for yards per carry.

Rushing Yards Per Carry – Season

Minimum 75 Rushing Attempts

1.	Chet Hanulak (Sr.), 1953	9.78
2.	Ed Modzelewski (Sr.), 1951	7.38
3.	Lu Gambino (Sr.), 1947	7.23
4.	Chet Hanulak (Jr.), 1952	6.29
5.	LaMont Jordan (Jr.), 1999	6.14
6.	Alvin Blount (So.), 1984	5.93
7.	Richard Jennings (Jr.), 1974	5.88
8.	Willie Joyner (Jr.), 1982	5.87
9.	Ralph Felton (So.), 1951	5.84
10.	Steve Atkins (So.), 1976	5.75
11.	Ed Vereb (Sr.), 1955	5.68
12.	Steve Atkins (Fr.), 1975	5.64
13.	Ralph Felton (Sr.), 1953	5.56
14.	Bob Shemonski (Jr.), 1950	5.54
15.	Tommy Neal (So.), 1984	5.52
16.	Mark Mason (So.), 1991	5.51
17.	Mark Mason (Jr.), 1992	5.45
18.	LaMont Jordan (So.), 1998	5.36
19.	Richard Jennings (Sr.), 1975	5.27
20.	John Nash (Sr.), 1982	5.23

Rushing Yards Per Carry – Game

Minimum 10 Rushing Attempts

1.	Willie Joyner vs. No. Carolina, 1982	15.0
2.	Ralph Felton vs. NC State, 1951	14.3
3.	Rick Badanjek vs. Virginia, 1984	12.7
4.	Ted Kershner vs. NC State, 1956	9.9
5.	Bob Shemonski vs. Georgetown, 1950	9.6
6.	LaMont Jordan vs. Duke, 1999	9.5
7.	Ed Modzelewski vs. W. Virginia, 1951	9.4
8.	Ed Modzelewski vs. G. Washington, 1951	9.2
9.	LaMont Jordan vs. Western Carolina, 1999	8.8
10.	LaMont Jordan vs. Wake Forest, 2000	8.6

Rushing Touchdowns – Career

1.	Rick Badanjek, 1982-85	44
2.	LaMont Jordan, 1997-2000	36
3.	Steve Atkins, 1975-78	31
4.	Charlie Wysocki, 1978-81	26
5.	Louis Carter, 1972-74	25
6.	Ed Modzelewski, 1949-51	21
7.	Buddy Rodgers, 1994-97	19
8.	Tommy Neal, 1983-86	18
	Ed Vereb, 1953-55	18
	Bob Shemonski, 1949-51	18
11.	Chet Hanulak, 1951-53	15
12.	Alvin Maddox, 1975-78	14
13.	Jack Scarbath, 1950-52	13
14.	Alvin Blount, 1983-86	12
	Lu Gambino, 1946-47	12
16.	George Scott, 1976-77	11
	Tim Wilson, 1972-76	11
	Dick Shiner, 1961-63	11
	Jim Joyce, 1957-59	11
	Ralph Felton, 1951-53	11
	Ed Fullerton, 1950-52	11



Rick Badanjek boasts a Maryland-record 44 career rushing touchdowns.

LaMont Jordan

Charlie Wysocki

Steve Atkins



Rick Badanjek



Louis Carter



Alvin Blount

Willie Joyner

Billy Lovett

Rushing Touchdowns – Season

1. LaMont Jordan (Jr.), 1999 16
2. Rick Badanjek (Jr.), 1984 15
   Bob Shemonski (Jr.), 1950 15
4. Louis Carter (Jr.), 1973 14
   Ed Vereb (Sr.), 1955 14
6. Rick Badanjek (Sr.), 1985 12
7. LaMont Jordan (Sr.), 2000 11
   Charlie Wysocki (Jr.), 1980 11
   Ed Modzelewski (Sr.), 1951 11
   Lu Gambino (Sr.), 1947 11
11. Steve Atkins (Sr.), 1978 10
12. Rick Badanjek (Fr.), 1982 9
    Steve Atkins (Jr.), 1977 9
14. Tommy Neal (Sr.), 1986 8
    Rick Badanjek (So.), 1983 8
    Charlie Wysocki (So.), 1979 8
    Jim Joyce (Sr.), 1959 8
18. 11 players 7
    (last time: Buddy Rodgers, 1995)

Rushing Touchdowns – Game

1. Bob Shemonski vs. Va. Tech, 1950 5
2. LaMont Jordan vs. Clemson, 1999 4
   Charlie Wysocki vs. Virginia, 1981 4
4. LaMont Jordan vs. Middle Tennesse State, 2000 3
   LaMont Jordan vs. Western Carolina, 1999 3
   Rick Badanjek vs. No. Carolina, 1984 3
   Rick Badanjek vs. NC State, 1984 3
   John Nash vs. Wake Forest, 1982 3
   Steve Atkins vs. Duke, 1978 3
   George Scott vs. Villanova, 1977 3
   Steve Atkins vs. Duke, 1977 3
   Steve Atkins vs. Syracuse, 1977 3
   Louis Carter vs. Clemson, 1973 3
   Dennis O'Hara vs. Wake Forest, 1969 3
   Dennis Condie vs. Virginia, 1960 3
   Jim Joyce vs. Virginia, 1959 3
   John Forbes vs. Miami, 1958 3

Steve Atkins rushed for 100 yards in a record seven consecutive games in 1978.

200-Yard Rushing Games – Career

1. Charlie Wysocki, 1978-81 3
2. LaMont Jordan, 1997-present 2
3. 6 players (last time: Rick Badanjek, 1984) 1

200-Yard Rushing Games – Season

1. LaMont Jordan (Jr.), 1999 2
   Charlie Wysocki (So.), 1979 2
3. Rick Badanjek (Jr.), 1984 1
   Alvin Blount (So.), 1984 1
   Willie Joyner (Jr.), 1982 1
   Charlie Wysocki (Jr.), 1980 1
   George Scott (So.), 1977 1
   Steve Atkins (So.), 1976 1
   Louis Carter (Sr.), 1974 1

Consecutive 200-Yard Rushing Games

1. Charlie Wysocki (So.), 1979 2

100-Yard Rushing Games – Career

1. LaMont Jordan, 1997-2000 18
2. Charlie Wysocki, 1978-81 17
3. Steve Atkins, 1975-78 15
4. Louis Carter, 1972-74 7
5. Mark Mason, 1990-93 6
   Willie Joyner, 1980-83 6
7. Buddy Rodgers, 1994-97 5
   John Nash, 1973-75 5
   Art Seymore, 1970-72 5
   Ed Modzelewski, 1949-51 5
   Billy Lovett, 1966-68 5

100-Yard Rushing Games – Season

1. Charlie Wysocki (Jr.), 1980 8
   Steve Atkins (Sr.), 1978 8
3. LaMont Jordan (Jr.), 1999 7
4. LaMont Jordan (So.), 1998 5
   Charlie Wysocki (So.), 1979 5
6. LaMont Jordan (Sr.), 2000 4
   Charlie Wysocki (Sr.), 1981 4
   John Nash (Jr.), 1981 4
   Louis Carter (Sr.), 1974 4
   Art Seymore (Jr.), 1970 4
   Billy Lovett (Sr.), 1968 4
   Tom Hickey (So.), 1964 4
   Ed Modzelewski (Sr.), 1951 4
14. Buddy Rodgers (So.), 1995 3
    Allen Williams (Sr.), 1994 3
    Mark Mason (Jr.), 1992 3
    Willie Joyner (Sr.), 1983 3
    Willie Joyner (Jr.), 1982 3
    George Scott (Sr.), 1977 3
    Steve Atkins (So.), 1976 3
    Alvin Maddox (Jr.), 1976 3
    Chet Hanulak (Sr.), 1953 3

Consecutive 100-Yard Rushing Games

1. Steve Atkins (Sr.), 1978 7
2. Charlie Wysocki (Jr.), 1980 4
3. LaMont Jordan (Sr.), 2000 3
   LaMont Jordan (Jr.), 1999 3
   LaMont Jordan (So.), 1998 3
   Charlie Wysocki (So.), 1979 3
   George Scott (So.), 1977 3
   Steve Atkins (So.), 1976 3

Annual Leaders

Year	Player	Carries-Yards
1947	Lu Gambino	125-904
1948	Hurbert Werner	101-554
1949	Dick Modzelewski	120-589
1950	Bob Shemonski	101-560
1951	Ralph Felton	83-485
1952	Jack Scarbath	103-237
1953	Ralph Felton	100-558
1954	Ron Waller	66-592
1955	Ed Vereb	113-642
1956	Tom Selep	62-315
1957	Ted Kershner	41-227
1958	Jim Joyce	97-406
1959	Jim Joyce	137-567
1960	Pat Drass	76-297
1961	Ernie Arizzi	79-375
1962	Len Chiaverini	156-602
1963	Jerry Fishman	116-480
1964	Bo Hickey	182-894
1965	Ernie Torain	93-370
1966	Billy Lovett	98-451
1967	Billy Lovett	137-499
1968	Billy Lovett	217-963
1969	Tom Miller	169-629
1970	Art Seymore	221-981
1971	Monte Hinkle	117-472
1972	Louis Carter	119-474
1973	Louis Carter	218-801
1974	Louis Carter	224-991
1975	Steve Atkins	87-491
1976	Alvin Maddox	141-678
1977	George Scott	188-894
1978	Steve Atkins	283-1,261
1979	Charlie Wysocki	247-1,140
1980	Charlie Wysocki	334-1,359
1981	Charlie Wysocki	159-715
1982	Willie Joyner	177-1,039
1983	Willie Joyner	198-908
1984	Rick Badanjek	173-832
1985	Alvin Blount	171-828
1986	Alvin Blount	119-517
1987	Bren Lowery	168-556
1988	Ricky Johnson	136-635
1989	Bren Lowery	100-482
1990	Troy Jackson	176-662
1991	Mark Mason	82-452
1992	Mark Mason	96-523
1993	Mark Mason	158-616
1994	Allen Williams	129-649
1995	Buddy Rodgers	158-718
1996	Brian Underwood	97-449
1997	LaMont Jordan	159-689
1998	LaMont Jordan	169-906
1999	LaMont Jordan	226-1,632
2000	LaMont Jordan	213-920

Ed Modzelewski



Mark Mason



Art Seymore

Bren Lowery

Alvin Maddox

Chet Hanulak

Buddy Rodgers

Tommy Neal

100-YARD RUSHING GAMES

Yds.	Name (Opponent, Date)
306	LaMont Jordan (Virginia, 11/20/99)
240	Willie Joyner (No. Carolina, 10/30/82)
237	George Scott (Villanova, 11/5/77)
227	LaMont Jordan (Duke, 10/30/99)
222	Charlie Wysocki (Louisville, 11/17/79)
217	Rick Badanjek (Virginia, 11/23/84)
216	Charlie Wysocki (Duke, 10/25/80)
215	Steve Atkins (Syracuse, 9/25/76)
214	Alvin Blount (Clemson, 11/17/84)
213	Louis Carter (Virginia, 11/23/74)
202	Charlie Wysocki (Virginia, 11/24/79)
197	Steve Atkins (Clemson, 11/18/78)
186	Ralph Felton (NC State, 11/17/51)
186	Alvin Blount (Virginia, 11/29/85)
180	Louis Carter (NC State, 10/26/74)
178	Charlie Wysocki (Clemson, 9/15/79)
177	Charlie Wysocki (Villanova, 9/6/80)
177	LaMont Jordan (Clemson, 10/16/99)
176	Buddy Rodgers (Duke, 10/26/96)
173	George Scott (Virginia, 10/19/77)
172	Billy Lovett (No. Carolina, 10/12/68)
172	Charlie Wysocki (Syracuse, 10/3/81)
171	George Scott (Richmond, 11/12/77)
170	Al Thomas (Duke, 10/18/69)
170	Willie Joyner (Virginia, 11/20/82)
169	LaMont Jordan (Florida State, 11/13/99)
169	Steve Atkins (Richmond, 9/11/76)
167	Mark Mason (West Virginia, 9/19/92)
164	LaMont Jordan (West Virginia, 9/18/99)
164	Mark Mason (NC State, 9/12/92)
163	Allen Williams (West Virginia, 9/17/94)
162	Steve Atkins (No. Carolina, 9/23/78)
162	Frank Wycheck (Clemson, 11/14/92)
161	Charlie Wysocki (Villanova, 9/8/79)
158	Louis Carter (No. Carolina, 9/28/74)
158	LaMont Jordan (Western Carolina, 9/11/99)
158	LaMont Jordan (Duke, 10/28/00)
156	Art Seymore (NC State, 10/24/70)
153	Billy Lovett (S. Carolina, 10/19/68)
153	Steve Atkins (Kentucky, 9/30/78)
153	Charlie Wysocki (Virginia, 11/21/81)
152	John Nash (Wake Forest, 10/16/82)
152	Troy Jackson (Wake Forest, 10/13/90)
150	Ricky Jennings (Villanova, 11/9/74)
149	Charlie Wysocki (West Virginia, 9/20/80)
148	Charlie Wysocki (Virginia, 11/22/80)
147	LaMont Jordan (North Carolina, 10/23/99)
144	Charlie Wysocki (Vanderbilt, 9/13/80)
143	Charlie Wysocki (Duke, 10/24/81)
142	Steve Atkins (Wake Forest, 10/15/77)
141	Billy Lovett (West Virginia, 10/15/66)
140	Billy Lovett (Duke, 10/15/68)
140	Wayne Wingfield (Wake Forest, 10/20/79)
140	Rick Badanjek (NC State, 11/19/83)
139	Dennis O'Hara (Wake Forest, 10/4/69)
139	Charlie Wysocki (Miss. St., 9/22/79)
138	Ed Modzelewski (Geo. Washington, 10/6/51)
138	Alvin Maddox (NC State, 10/9/76)
138	LaMont Jordan (Temple, 9/26/98)
136	Ricky Jennings (Virginia, 11/22/75)
136	Wayne Wingfield (Duke, 10/27/79)
136	John Nash (Wake Forest, 10/17/81)
136	LaMont Jordan (No. Carolina, 11/7/98)
135	Monte Hinkle (Florida, 10/23/71)
135	Charlie Wysocki (Penn State, 10/11/80)

LaMont Jordan had the single-greatest rushing day in Maryland history with 306 yards against Virginia in the 1999 season finale.

135	LaMont Jordan (Temple, 9/27/97)
133	Steve Atkins (West Virginia, 9/18/76)
132	Jack Scarbath (Georgetown, 11/14/50)
132	Chet Hanulak (Alabama, 11/21/53)
132	Ed Vereb (Syracuse, 11/22/55)
132	Alvin Maddox (Clemson, 11/13/76)
132	Steve Atkins (NC State, 10/7/78)
132	Charlie Wysocki (NC State, 11/1/80)
132	LaMont Jordan (Wake Forest, 10/17/98)
131	Ed Modzelewski (West Virginia, 11/24/51)
129	Ted Kershner (NC State, 11/22/56)
129	Tom Hickey (Virginia, 11/21/64)
129	Alvin Maddox (Kent, 11/13/76)
128	Tom Hickey (NC State, 10/3/64)
127	Ed Modzelewski (Navy, 10/10/51)
127	Art Seymore (West Virginia, 11/28/70)
127	Louis Carter (Clemson, 11/17/73)
126	Tom Hickey (Wake Forest, 11/24/64)
126	Steve Atkins (Virginia, 11/22/75)
126	LaMont Jordan (NC State, 11/8/97)
125	Dwayne Fletcher (No. Carolina, 10/17/59)
125	Alvin Blount (West Virginia, 9/20/86)
124	Ed Modzelewski (Duke, 10/28/50)
124	Tom Hickey (Penn State, 10/31/64)
124	George Scott (Virginia, 11/20/76)
122	Ralph Donofrio (Clemson, 11/11/67)
122	Tommy Neal (Duke, 10/27/84)
120	Willie Joyner (NC State, 11/19/83)
120	Harold Westley (Wake Forest, 10/19/96)
119	Len Chiaverini (S. Carolina, 10/27/62)
118	Tom Selep (Baylor, 10/6/56)
118	Monte Hinkle (Wake Forest, 10/2/71)
118	Carl Shelton (Virginia, 11/20/71)
118	Steve Atkins (Louisville, 9/16/78)
118	Mark Mason (Pittsburgh, 10/5/91)
118	Allen Williams (Florida St., 11/6/93)
117	Art Seymore (Villanova, 9/12/70)
117	Louis Carter (VMI, 9/23/72)
117	Jamie Franklin (Cincinnati, 11/8/75)
116	Ron Waller (Missouri, 11/25/54)
116	Steve Atkins (Duke, 10/22/77)
116	Willie Joyner (Virginia, 10/1/83)
116	Mark Mason (Virginia, 11/17/90)
115	Chet Hanulak (Georgia, 11/11/52)
115	Al Neville (Wake Forest, 10/7/72)
115	Randall Jones (Duke, 11/14/98)
114	Jim Joyce (Texas, 9/26/59)
114	Art Seymore (NC State, 9/18/71)
114	Brian Underwood (Temple, 9/27/97)
114	LaMont Jordan (Florida State, 9/28/00)
113	Chet Hanulak (Missouri, 9/19/53)
113	Alvin Maddox (NC State, 10/1/77)
113	Willie Joyner (Syracuse, 10/8/83)
113	Tommy Neal (Clemson, 11/17/84)
112	Buddy Rodgers (West Virginia, 9/16/95)
112	Mukala Sikyala (Wake Forest, 10/21/00)
111	Ralph Felton (Auburn, 9/27/52)
111	Ed Vereb (So. Carolina, 11/29/55)
111	Billy Lovett (Virginia, 11/23/68)
111	Art Seymore (So. Carolina, 10/17/70)
111	Willie Joyner (NC State, 9/25/82)
110	Louis Carter (NC State, 10/13/73)
110	Steve Atkins (Tulane, 9/9/78)
110	John Nash (No. Carolina, 10/31/81)
109	Bob Shemonski (Virginia Tech, 12/2/50)
109	Jerry Fishman (Wake, 10/26/63)
108	Dennis Condie (SMU, 9/23/61)
107	Ed Fullerton (Navy, 10/18/52)
107	Chet Hanulak (Georgia, 10/10/53)
107	Buddy Rodgers (Tulane, 9/2/95)
106	Charlie Wysocki (Clemson, 11/15/80)
106	Buddy Rodgers (Wake Forest, 10/19/96)
105	Ricky Jennings (Duke, 11/16/74)
105	Jamie Franklin (Virginia, 11/22/75)
105	Tim Wilson (Villanova, 10/2/76)
105	Rick Johnson (Duke, 10/22/88)
104	Steve Atkins (Wake Forest, 10/21/78)
104	Tim Whittie (Duke, 10/27/79)
104	John Nash (NC State, 9/26/81)
104	Rick Badanjek (Wake Forest, 9/29/84)
104	Alvin Blount (Virginia, 11/24/84)
104	Bren Lowery (Virginia, 11/28/86)
103	Bob Shemonski (Virginia Tech, 12/2/50)
103	John Nash (Virginia, 11/21/81)
103	Mark Mason (Va. Tech, 9/25/93)
103	Allen Williams (Georgia Tech, 10/22/94)
103	Buddy Rodgers (Duke, 9/23/95)
102	Ed Modzelewski (Missouri, 11/3/51)
102	Dick Bielski (No. Carolina, 10/16/54)
102	Steve Atkins (Syracuse, 10/14/78)
102	Tim O'Hare (Virginia, 11/11/78)
102	Mark Mason (Penn State, 9/26/92)
102	Frank Wycheck (No. Carolina, 10/31/92)
102	Louis Carter (Penn St., 11/2/74)
102	LaMont Jordan (Georgia Tech, 10/31/98)
101	Tom Miller (Duke, 10/18/69)
101	Tom Miller (VMI, 10/30/71)
101	LaMont Jordan (NC State, 11/4/00)
101	LaMont Jordan (No. Carolina, 11/11/00)
100	Allen Williams (Tulane, 10/29/94)
100	Charlie Wysocki (Vanderbilt, 9/12/81)

PASSING

Passing Records

Passing Attempts

Career–982, Scott Milanovich, 1992-95
Season–482, John Kaleo, 1992
Sr.–482, John Kaleo, 1992
Jr.–353, Dan Henning, 1986
So.–431, Scott Milanovich, 1993
Fr.–179, Calvin McCall, 1999
Game–62, Scott Milanovich vs. Florida St., 1995

Passing Completions

Career–650, Scott Milanovich, 1992-95
Season–286, John Kaleo, 1992
Sr.–286, John Kaleo, 1992
Jr.–229, Scott Milanovich, 1994
So.–279, Scott Milanovich, 1993
Fr.–93, Calvin McCall, 1999
Game–46, Scott Milanovich vs. Florida St., 1995

Passing Yardage

Career–7,301, Scott Milanovich, 1992-95
Season–3,499, Scott Milanovich, 1993
Sr.–3,392, John Kaleo, 1992
Jr.–2,725, Dan Henning, 1986
So.–3,499, Scott Milanovich, 1993
Fr.–1,264, Calvin McCall, 1999
Game–498, Scott Milanovich vs. Va. Tech, 1993

Passing Completion Percentage

Career (min. 200 att.)–.662, Scott Milanovich (650 of 982), 1992-95
Season (min. 125 att.)–.688, Scott Milanovich (229 of 333), 1994
Sr.–.665, Scott Milanovich (125 of 188), 1995
Jr.–.688, Scott Milanovich (229 of 333), 1994
So.–.647, Scott Milanovich (279 of 431), 1993
Fr.–.520, Calvin McCall (93 of 179), 1999
Game (min. 10 att.)–.909, Bob Avellini (10-11) vs. Duke, 1974

Passing Efficiency Rating Points

Career (min. 200 att.)–140.06, Frank Reich, 1982-84
Season (min. 125 att.)–147.43, Frank Reich, 1984
Sr.–147.43, Frank Reich, 1984
Jr.–143.57, Scott Milanovich, 1994
So.–144.48, Scott Milanovich, 1993
Fr.–117.10, Calvin McCall, 1999

Passing Touchdowns

Career–49, Scott Milanovich, 1992-95
Season–26, Scott Milanovich, 1993
Sr.–17, John Kaleo, 1992
Jr.–20, Scott Milanovich, 1994
So.–26, Scott Milanovich, 1993
Fr.–5, Calvin McCall, 1999
Game–5, Scott Milanovich vs. NC State, 1994; Scott Milanovich vs. Wake Forest, 1993; Scott Milanovich vs. W. Virginia, 1993; Scott Milanovich vs. No. Carolina, 1993; John Kaleo vs. Clemson, 1992

400-Yard Passing Games

Career–5, Scott Milanovich, 1992-95
Season–5, Scott Milanovich, 1993
Consecutive–3, Scott Milanovich, 1993

300-Yard Passing Games

Career–10, Scott Milanovich, 1992-95
Season–5, Scott Milanovich, 1993
Consecutive–3, Scott Milanovich, 1993

Passing Interceptions

Career–35, Scott Milanovich, 1992-95; Dick Shiner, 1961-63
Season–22, John Kaleo, 1992

Longest Touchdown Pass

92, Stan Lavine to Ed Bolton vs. So. Carolina, 1949

Longest Non-Scoring Pass

76, Scott Milanovich to Jermaine Lewis vs. West Virginia, 1993

Passing Attempts – Career

1.	Scott Milanovich, 1992-95	982
2.	Boomer Esiason, 1981-83	850
3.	Neil O'Donnell, 1987-89	658
4.	Dan Henning, 1985-87	641
5.	Brian Cummings, 1994-97	594
6.	John Kaleo, 1991-92	537
7.	Dick Shiner, 1961-63	536
8.	Scott Zolak, 1988-90	509
9.	Stan Gelbaugh, 1981-85	454
10.	Al Neville, 1971-73	402
11.	Bob Avellini, 1972-74	394
12.	Calvin McCall, 1999-2000	378
13.	Alan Pastrana, 1965-68	367
14.	Mike Tice, 1977-80	331
15.	Jim Sandwisch, 1988-91	315
16.	Phil Petry, 1964-66	309
17.	Larry Dick, 1973-77	306
18.	Jeff Shugars, 1969-70	289
19.	Mark Manges, 1974-77	287
20.	Jack Scarbath, 1950-52	260

Passing Attempts – Season

1.	John Kaleo (Sr.), 1992	482
2.	Scott Milanovich (So.), 1993	431
3.	Scott Zolak (Sr.), 1990	418
4.	Dan Henning (Jr.), 1986	353
5.	Scott Milanovich (Jr.), 1994	333
6.	Boomer Esiason (Jr.), 1982	314
7.	Stan Gelbaugh (Sr.), 1985	311
8.	Boomer Esiason (Sr.), 1983	294
9.	Jim Sandwisch (Sr.), 1991	291
10.	Dan Henning (Sr.), 1987	287
11.	Neil O'Donnell (Sr.), 1989	280
12.	Neil O'Donnell (Jr.), 1988	267
13.	Brian Cummings (Sr.), 1997	255
14.	Boomer Esiason (So.), 1981	242
15.	Dick Shiner (Sr.), 1963	222
16.	Al Neville (So.), 1971	204
17.	Dick Shiner (Jr.), 1962	203
18.	Calvin McCall (So.), 2000	199
19.	Alan Pastrana (Jr.), 1966	195
20.	Tim O'Hare (Sr.), 1978	192

Scott Milanovich holds or shares 31 Maryland passing records, including career marks for attempts, completions, yards and completion percentage.

Passing Attempts – Game

1.	Scott Milanovich vs. Florida St., 1995	62
2.	John Kaleo vs. No. Carolina, 1992	58
3.	Scott Milanovich vs. Va. Tech, 1993	57
4.	John Kaleo vs. NC State, 1992	56
5.	Scott Milanovich vs. Wake Forest, 1993	55
6.	Scott Milanovich vs. W. Virginia, 1993	54
	Dan Henning vs. NC State, 1986	54
8.	Scott Milanovich vs. Ga. Tech, 1995	51
	Scott Milanovich vs. Virginia, 1994	51
10.	Scott Milanovich vs. No. Carolina, 1993	50

Passing Completions – Career

1.	Scott Milanovich, 1992-95	650
2.	Boomer Esiason, 1981-83	461
3.	Neil O'Donnell, 1987-89	387
4.	Dan Henning, 1985-87	353
5.	Brian Cummings, 1994-97	344
6.	John Kaleo, 1991-92	305
7.	Dick Shiner, 1961-63	287
8.	Scott Zolak, 1988-90	270
9.	Stan Gelbaugh, 1981-85	251
10.	Bob Avellini, 1972-74	231
11.	Al Neville, 1971-73	217
12.	Calvin McCall, 1999-2000	198
13.	Alan Pastrana, 1965-68	183
14.	Larry Dick, 1973-77	180
15.	Mike Tice, 1977-80	166
16.	Mark Manges, 1974-77	155
17.	Jim Sandwisch, 1988-91	154



Boomer Esiason is second to Scott Milanovich in career passing yards, completions and attempts.

18. Phil Petry, 1964-66 141
19. Frank Reich, 1982-84 132
20. Dale Betty, 1958-60 127

Passing Completions – Season

1. John Kaleo (Sr.), 1992 286
2. Scott Milanovich (So.), 1993 279
3. Scott Milanovich (Jr.), 1994 229
4. Scott Zolak (Sr.), 1990 225
5. Dan Henning (Jr.), 1986 196
6. Boomer Esiason (Jr.), 1982 176
7. Stan Gelbaugh (Sr.), 1985 166
8. Boomer Esiason (Sr.), 1983 163
9. Neil O'Donnell (Jr.), 1988 160
10. Dan Henning (Sr.), 1987 157
11. Neil O'Donnell (Sr.), 1989 156
12. Brian Cummings (Sr.), 1997 154
13. Jim Sandwisch (Sr.), 1991 142
14. Scott Milanovich (Sr.), 1995 125
15. Boomer Esiason (So.), 1981 122
16. Dick Shiner (Jr.), 1962 121
17. Bob Avellini (Sr.), 1974 112
18. Dick Shiner (Sr.), 1963 108
    Frank Reich (Sr.), 1984 108
20. Al Neville (So.), 1971 107

Passing Completions – Game

1. Scott Milanovich vs. Florida St., 1995 46
2. Scott Milanovich vs. Wake Forest, 1993 37
3. Scott Milanovich vs. Syracuse, 1994 35
   Scott Milanovich vs. W. Virginia, 1993 35
5. Scott Milanovich vs. No. Carolina, 1993 34
6. Scott Milanovich vs. Wake Forest, 1995 32
   Scott Milanovich vs. Virginia, 1994 32
   Scott Milanovich vs. NC State, 1994 32
   John Kaleo vs. Virginia, 1992 32
10. John Kaleo vs. No. Carolina, 1992 31

Passing Yards – Career

1. Scott Milanovich, 1992-95 7,301
2. Boomer Esiason, 1981-83 6,259
3. Neil O'Donnell, 1987-89 4,989
4. Dan Henning, 1985-87 4,560
5. Brian Cummings, 1994-97 4,080
6. John Kaleo, 1991-92 3,660
7. Stan Gelbaugh, 1981-85 3,659
8. Dick Shiner, 1961-63 3,410
9. Bob Avellini, 1972-74 3,222
10. Scott Zolak, 1988-90 3,124
11. Calvin McCall, 1999-2000 2,797
12. Larry Dick, 1973-77 2,601
13. Alan Pastrana, 1965-68 2,552
14. Al Neville, 1971-73 2,493
15. Jack Scarbath, 1950-52 2,287
16. Mark Manges, 1974-77 2,147
17. Mike Tice, 1977-80 2,052
18. Frank Reich, 1982-84 1,704
19. Jim Sandwisch, 1988-91 1,636
20. Phil Petry, 1964-66 1,625

Passing Yards – Season

1. Scott Milanovich (So.), 1993 3,499
2. John Kaleo (Sr.), 1992 3,392
3. Dan Henning (Jr.), 1986 2,725
4. Scott Zolak (Sr.), 1990 2,589
5. Stan Gelbaugh (Sr.), 1985 2,475
6. Scott Milanovich (Jr.), 1994 2,394
7. Boomer Esiason (Sr.), 1983 2,322
8. Boomer Esiason (Jr.), 1982 2,302
9. Neil O'Donnell (Sr.), 1989 2,103
10. Neil O'Donnell (Jr.), 1988 1,973
11. Dan Henning (Sr.), 1987 1,835
12. Brian Cummings (Sr.), 1997 1,760
13. Bob Avellini (Sr.), 1974 1,648
14. Boomer Esiason (So.), 1981 1,635
15. Calvin McCall (So.), 2000 1,533
16. Jim Sandwisch (Sr.), 1991 1,499
    Alan Pastrana (Jr.), 1966 1,499
18. Frank Reich (Sr.), 1984 1,446
19. Tim O'Hare (Sr.), 1978 1,388
20. Larry Dick (Sr.), 1977 1,351

Passing Yards – Game

1. Scott Milanovich vs. Va. Tech, 1993 498
2. Scott Milanovich vs. W. Virginia, 1993 451
3. John Kaleo vs. Clemson, 1992 418
4. Scott Milanovich vs. Wake Forest, 1993 416
5. John Kaleo vs. Pittsburgh, 1992 415
6. Scott Milanovich vs. Duke, 1993 414
7. Scott Milanovich vs. No. Carolina, 1993 405
   John Kaleo vs. Wake Forest, 1992 405
9. Scott Milanovich vs. Florida St., 1995 380
10. John Kaleo vs. Duke, 1992 378

400-Yard Passing Games – Career

1. Scott Milanovich, 1992-95 5
2. John Kaleo, 1991-92 3

400-Yard Passing Games – Season

1. Scott Milanovich (So.), 1993 5
2. John Kaleo (Sr.), 1992 3

300-Yard Passing Games – Career

1. Scott Milanovich, 1992-95 10
2. Dan Henning, 1985-87 5
3. John Kaleo, 1991-92 4
4. Stan Gelbaugh, 1981-85 3
5. Scott Zolak, 1988-90 2
   Bob Avellini, 1972-74 2

300-Yard Passing Games – Season

1. Scott Milanovich (So.), 1993 5
2. John Kaleo (Sr.), 1992) 4
   Dan Henning (Jr.), 1986 4
4. Scott Milanovich (Jr.), 1994 3
5. Scott Milanovich (Sr.), 1995 2
   Stan Gelbaugh (Sr.), 1985 2

Passing Completion Pct. – Career

Minimum 200 Passing Attempts

1. Scott Milanovich, 1992-95 ..... .662
2. Frank Reich, 1982-84 ..... .629
3. Larry Dick, 1975-77 ..... .5882
4. Neil O'Donnell, 1987-89 ..... .5881
5. Bob Avellini, 1972-74 ..... .586
6. Dale Betty, 1958-60 ..... .583
7. Brian Cummings, 1994-97 ..... .579
8. John Kaleo, 1991-92 ..... .568
9. Stan Gelbaugh, 1981-85 ..... .553
10. Dan Henning, 1985-87 ..... .551
11. Boomer Esiason, 1981-83 ..... .542
12. Mark Manges, 1974-77 ..... .5400
13. Al Neville, 1971-73 ..... .5398
14. Dick Shiner, 1961-63 ..... .535
15. Scott Zolak, 1988-90 ..... .530
16. Calvin McCall, 1999-2000 ..... .524
17. Richard Novak, 1959-61 ..... .5023
18. Mike Tice, 1977-80 ..... .5015
19. Alan Pastrana, 1965-68 ..... .499
20. Jim Sandwisch, 1988-91 ..... .489

Passing Completion Pct. – Season

Minimum 125 Passing Attempts

1. Scott Milanovich (Jr.), 1994 ..... .688
2. Scott Milanovich (Sr.), 1995 ..... .665
3. Scott Milanovich (So.), 1993 ..... .647
4. Frank Reich (Sr.), 1984 ..... .639
5. Dale Betty (Sr.), 1960 ..... .621
6. Larry Dick (Sr.), 1977 ..... .615
7. Brian Cummings (Sr.), 1997 ..... .604
8. Neil O'Donnell (Jr.), 1988 ..... .599
9. Dick Shiner (Jr.), 1962 ..... .596
10. John Kaleo (Sr.), 1992 ..... .5933
11. Bob Avellini (Sr.), 1974 ..... .5926
12. Brian Cummings (So.), 1995 ..... .590
13. Stan Gelbaugh (Jr.), 1984 ..... .586
14. Mark Manges (Jr.), 1976 ..... .583
15. Bob Avellini (So.), 1972 ..... .576
16. Larry Dick (So.), 1975 ..... .570
17. Boomer Esiason (Jr.), 1982 ..... .561
18. Neil O'Donnell (Sr.), 1989 ..... .557
19. Dan Henning (Jr.), 1986 ..... .555
20. Boomer Esiason (Sr.), 1983 ..... .554

Scott Milanovich



Boomer Esiason

Neil O'Donnell



Dan Henning

Brian Cummings

John Kaleo



Stan Gelbaugh

Dick Shiner

Pass Completion Pct. – Game

Minimum 10 Passing Attempts

1. Bob Avellini (10-11) vs. Duke, 1974 ..... .909
2. S. Milanovich (32-37) vs. NC State, 1994 ..... .865
3. S. Milanovich (20-24) vs. NC State, 1995 ..... .833
   B. Cummings (10-12) vs. Tulane, 1995 ..... .833
   S. Milanovich (10-12) vs. Wake Forest, 1994 ... .833
6. S. Milanovich (29-36) vs. Duke, 1993 ..... .806
7. S. Milanovich (22-28) vs. NC State, 1993 ..... .786
8. Scott Zolak (14-18) vs. Wake Forest, 1990 ..... .777
   Dick Shiner (14-18) vs. No. Carolina, 1962 ..... .777
10. S. Milanovich (46-62) vs. Florida St., 1995 ..... .742

Pass Efficiency Rating – Career

Minimum 200 Passing Attempts

1. Frank Reich, 1982-84 ..... 140.06
2. Jack Scarbath, 1950-52 ..... 139.12
3. Scott Milanovich, 1992-95 ..... 137.98
4. Larry Dick, 1975-77 ..... 135.09
5. Stan Gelbaugh, 1981-85 ..... 129.59
6. Neil O'Donnell, 1987-89 ..... 129.16
7. Bob Avellini, 1972-74 ..... 127.19
8. Boomer Esiason, 1981-83 ..... 126.04
9. Mark Manges, 1974-77 ..... 124.34
10. Brian Cummings, 1994-97 ..... 121.43
11. Dale Betty, 1958-60 ..... 120.46
12. Dan Henning, 1985-87 ..... 120.01
13. Calvin McCall, 1999-2000 ..... 117.18
14. Alan Pastrana, 1965-68 ..... 115.33
15. John Kaleo, 1991-92 ..... 115.05
16. Al Neville, 1971-73 ..... 108.09
17. Dick Shiner, 1961-63 ..... 106.85
18. Mike Tice, 1977-80 ..... 104.73
19. Scott Zolak, 1988-90 ..... 103.34
20. Richard Novak, 1959-61 ..... 100.46

Pass Efficiency Rating – Season

Minimum 125 Passing Attempts

1. Frank Reich (Sr.), 1984 ..... 147.43
2. Scott Milanovich (So.), 1993 ..... 144.48
3. Scott Milanovich (Jr.), 1994 ..... 143.57
4. Mark Manges (Jr.), 1976 ..... 142.07
5. Larry Dick (Sr.), 1977 ..... 139.99
6. Bob Avellini (Sr.), 1974 ..... 138.38
7. Stan Gelbaugh (Jr.), 1984 ..... 135.96
8. Larry Dick (So.), 1975 ..... 134.41
9. Boomer Esiason (Sr.), 1983 ..... 133.18
10. Alan Pastrana (Jr.), 1966 ..... 131.29
11. Boomer Esiason (Jr.), 1982 ..... 130.18
12. Neil O'Donnell (Jr.), 1988 ..... 128.59
13. Dan Henning (Jr.), 1986 ..... 128.16
14. Neil O'Donnell (Sr.), 1989 ..... 127.73
15. Stan Gelbaugh (Sr.), 1985 ..... 127.14
16. Brian Cummings (Sr.), 1997 ..... 126.60
17. Brian Cummings (So.), 1995 ..... 124.53
18. John Kaleo (Sr.), 1992 ..... 120.96
19. Shaun Hill (Jr.), 2000 ..... 119.17
20. Calvin McCall (Fr.), 1999 ..... 117.10

Passing Touchdowns – Career

1. Scott Milanovich, 1992-95 49
2. Boomer Esiason, 1981-83 42
3. Neil O'Donnell, 1987-89 26
4. Dan Henning, 1985-87 24
5. Alan Pastrana, 1965-68 23
6. Brian Cummings, 1994-97 22
   Jack Scarbath, 1950-52 22
8. Dick Shiner, 1961-63 21
9. Stan Gelbaugh, 1981-85 20
10. John Kaleo, 1991-92 18
11. Al Neville, 1971-73 17
12. Vic Turyn, 1947-48 16
13. Mark Manges, 1974-77 15
    Bob Avellini, 1972-74 15
    Dale Betty, 1958-60 15
16. Larry Dick, 1973-77 13
17. Scott Zolak, 1988-90 12
18. Mike Tice, 1977-80 11
19. Calvin McCall, 1999-2000 10
    Frank Reich, 1982-84 10
    Richard Novak, 1959-61 10

Passing Touchdowns – Season

1. Scott Milanovich (So.), 1993 26
2. Scott Milanovich (Jr.), 1994 20
3. Boomer Esiason (Jr.), 1982 18
4. John Kaleo (Sr.), 1992 17
   Alan Pastrana (Jr.), 1966 17
6. Dan Henning (Jr.), 1986 15
   Stan Gelbaugh (Sr.), 1985 15
   Boomer Esiason (Sr.), 1983 15
9. Neil O'Donnell (Jr.), 1988 12
10. Mark Manges (Jr.), 1976 11
11. Brian Cummings (Sr.), 1997 10
    Scott Zolak (Sr.), 1990 10
    Neil O'Donnell (Sr.), 1989 10
    Al Neville (So.), 1971 10
    Dick Shiner (Sr.), 1963 10
    Jack Scarbath (Sr.), 1952 10
    Vic Turyn (Sr.), 1948 10
18. Dan Henning (Sr.), 1987 9
    Frank Reich (Sr.), 1984 9
    Boomer Esiason (So.), 1981 9

Passing Touchdowns – Game

1. Scott Milanovich vs. NC State, 1994 5
   Scott Milanovich vs. Wake Forest, 1993 5
   Scott Milanovich vs. W. Virginia, 1993 5
   Scott Milanovich vs. No. Carolina, 1993 5
   John Kaleo vs. Clemson, 1992 5
6. Scott Milanovich vs. Ga. Tech, 1994 4
   Scott Milanovich vs. Va. Tech, 1993 4
   Mark Manges vs. Villanova, 1975 4
9. 13 times 3
   (last time: Shaun Hill vs. Georgia Tech, 2000)

Annual Leaders

Year	Player	A	C	Yds.	TD
1947	Vic Turyn	59	32	504	6
1948	Vic Turyn	111	45	595	10
1949	Stan Lavine	65	35	554	6
1950	Jack Scarbath	80	32	463	4
1951	Jack Scarbath	67	34	675	8
1952	Jack Scarbath	113	59	1,149	10
1953	Bernie Faloney	68	31	599	5
1954	Charlie Boxold	59	23	525	6
1955	Frank Tamburello	58	28	497	4
1956	John Fritsch	52	23	219	0
1957	Bob Rusevlyan	58	26	297	3
1958	Bob Rusevlyan	109	59	657	2
1959	Dale Betty	76	39	552	9
1960	Dale Betty	132	82	796	6
1961	Dick Shiner	111	58	921	7
1962	Dick Shiner	203	121	1,324	4
1963	Dick Shiner	222	108	1,165	10
1964	Phil Petry	162	73	809	5
1965	Phil Petry	135	65	763	3
1966	Alan Pastrana	195	102	1,499	17
1967	Chuck Drimal	123	54	669	1
1968	Alan Pastrana	172	81	1,053	6
1969	Jeff Shugars	114	47	716	3
1970	Jeff Shugars	175	75	836	3
1971	Al Neville	204	107	1,275	10
1972	Bob Avellini	170	98	1,251	7
1973	Al Neville	92	51	554	4
1974	Bob Avellini	189	12	1,648	7
1975	Larry Dick	158	90	1,190	8
1976	Mark Manges	139	81	1,145	11
1977	Larry Dick	135	83	1,351	5
1978	Tim O'Hare	192	105	1,388	4
1979	Mike Tice	154	75	897	5
1980	Mike Tice	140	71	928	5
1981	Boomer Esiason	242	122	1,635	9
1982	Boomer Esiason	314	176	2,302	18
1983	Boomer Esiason	294	163	2,322	15
1984	Frank Reich	169	108	1,446	9
1985	Stan Gelbaugh	311	166	2,475	15
1986	Dan Henning	353	196	2,725	15
1987	Dan Henning	287	157	1,835	9
1988	Neil O'Donnell	267	160	1,973	12
1989	Neil O'Donnell	280	156	2,103	10
1990	Scott Zolak	418	225	2,589	10
1991	Jim Sandwisch	291	142	1,499	6
1992	John Kaleo	482	286	3,392	17
1993	Scott Milanovich	431	279	3,499	26
1994	Scott Milanovich	333	229	2,394	20
1995	Brian Cummings	166	98	1,193	8
1996	Brian Cummings	173	92	1,127	7
1997	Brian Cummings	255	154	1,760	10
1998	Ken Mastrole	131	59	632	1
1999	Calvin McCall	179	93	1,264	5
2000	Calvin McCall	199	105	1,533	5

Bob Avellini

Scott Zolak

Calvin McCall

Larry Dick

Alan Pastrana

Al Neville

Jack Scarbath

Mark Manges